



An AMA Affiliated Club
Eugene, Oregon

R/C

Newsletter

March 1983

NEXT CLUB MEETING

The club meets at 7:30 pm, Tuesday, March 22, 1983 at the Community Room in the Far West Savings & Loan Association building, Broadway and Oak Streets, Eugene. Enter at the south door that leads to the basement meeting.

SPECIAL **ACTIVITY**

This month, we are fortunate to have Ed McCollough, District XI AMA Vice President visiting our club. Please attend and bring a friend. Ed is a great person and will, undoubtedly have many an experience to share with us!

FEBRUARY MEETING VISITORS

JOHN COLE and son, CHRIS
MARK HOLLIS
TOM HASTINGS

Thanks to these folks for visiting our club. Please return again, though hopefully, next time as members. You will be receiving a complimentary issue of our Newsletter. If you have any questions about us, please get in touch with one of our club officers.

FREQUENCY COORDINATOR

At the February meeting, a suggestion was proposed that our club have a person in charge of coordinating frequencies among members. WALT WEISCHEDEL volunteered to be in charge of this responsibility. Please give Walt a list of frequencies you are using at the present time and if you anticipate purchasing a new transmitter, you might want to check with Walt to see what's going on with frequencies.

LOCAL DOINGS

Benton County EXPO

Haven't seen any advertising flyers yet, but this event is scheduled for April 9 and 10 at the Benton County Fairgrounds in Corvallis. Last year, flying was preempted due to weather, but the EXPO had a great static display that itself was worth the visit. There were a few R/C cars and boats and LOTS of gorgeous planes, including a couple of ducted fan "jets". If this year's show is like 1982's, it will be fun. Hope to see a few of our members there!

'83 Northwest Regionals (Control Line)

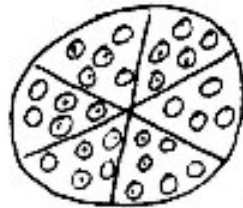
Just a reminder to those folks that enjoy watching control line flying (like myself!)--the '83 NW Regionals will be held on May 28 and 29 at Mahlon Sweet Airport in Eugene. We attended last year and were pleased with the show some of the guys put on.

EUGENE R/C AERONAUTS 1983 MEMBERSHIP LIST

AGERTER, Paul	1423 Cortum St., Eugene 97401	344-2117
AMHEIN, George	86435 N. Modesto Drive, Eugene 97402	686-2061
BARCKLEY, Henry	1251 Diamond St., Springfield 97477	747-3744
BODLEY, George	3090 Irwin Way, Eugene 97402	689-1825
CARLSTROM, Dave	2385 W. 21st Ave., Eugene 97405	687-2974
CASEBOLT, Frank Sr.	1713 N. 10th St., Springfield 97477	726-0848
CORBETT, Jim	1618 Gilham Rd., Eugene 97401	344-5022
DODSON, Pat	1285 W. Quinalt, Springfield 97477	745-5140
FOURFERTY, Jim	489 N. 71st St., Springfield 97477	745-1077
DOW, Bill	557 N. B St., Springfield 97477	485-0775
GOODMAN, Scott	1255 Janus St., Springfield 97477	746-2477
GOODMAN, Terry	1255 Janus St., Springfield 97477	746-2477
GREEN, Carl	88545 Barker Rd., Springfield 97477	746-5180
GREENHAW, Garry	3565 Yolanda, Springfield 97477	726-6755
GUST, Steve	2946 Norkenzie Rd., Eugene 97401	687-0416
GUST, Wendy	2946 Norkenzie Rd., Eugene 97401	687-0416
HARLESS, Gene	7282 Four Oaks Grand Rd., Eugene 97405	484-9119
JONES, Barrett	3358 Richard Lane, Eugene 97402	689-0034
LOONEY, Hugh	3995 Charnelton Ave., Eugene 97405	345-1149
MAINE, Al	157 W. 27th Place, Eugene 97405	345-3046
MILLIGAN, Dick	1746 Linwood, Eugene 97404	688-9761
McALISTER, Charlie	764 N. 72nd St., Springfield 97477	747-5136
McALISTER, Samantha	764 N. 72nd St., Springfield 97477	747-5136
McCLELLAN, Ray	2426 N. 17th Place, Springfield 97477	746-5317
McCLURG, Bob	145 Terra Linda Dr., Eugene 97404	688-1195
PILKENTON, Casey	2241 Brittany, Eugene 97405	485-2815
PILKENTON, Chuck	2241 Brittany, Eugene 97405	485-2815
REIA, Dean	1320 Clinton Drive, Eugene 97401	344-1167
REUTER, Mike	5280 Storey Blvd., Eugene 97405	484-0053
ROBERTSON, Bill	1162 Willamette, Eugene 97401	687-6021
SALLE, Bob	441 E. 19th Avenue, Eugene 97401	683-5382
SALLE, Sue	441 E. 19th Avenue, Eugene 97401	683-5382
SAXTON, Robert Jr.	26292 Pasver Rd., Veneta 97487	935-2008
SMITH, Jim	3355 Videra Dr., Eugene 97405	345-2188
SPICER, Alan	880 E. 43rd Ave., Eugene 97405	344-3079
SPICER, Jim	880 E. 43rd Ave., Eugene 97405	344-3079
SPICER, Patricia	880 E. 43rd Ave., Eugene 97405	344-3079
STUCKIE, Sherm	1596 Tamarack, Springfield 97477	747-3072
WEISBERGER, Walt	1027 Dondra, Springfield 97477	747-4808
WILCOX, Bill	25230 Lamb Rd., Clifton 97437	935-1953
WONG, Herb	1162 Willamette St., Eugene 97401	485-0438

MEMBERSHIP LIST

Regarding the new 1983 membership list, please check that your name, address and phone are listed correctly. Call me (Samantha) at 747-5136 if there are errors. If you're not on the list, it means you haven't paid your dues!!



****PIZZA MEETING****

FOR THOSE WHO MARK THEIR SOCIAL CALENDARS IN ADVANCE, THE MAY CLUB MEETING WILL CONVENE AT PAPA'S PIZZA, COBURG ROAD, EUGENE. THAT'S MAY 24 AT 6:30 PM. REMINDERS WILL BE PUBLISHED IN FUTURE NEWSLETTERS.

SPRING PREENING by Steve Gust

Well flying friends, the time is nearing when we will be able to look forward to improving weather. For those of us who have not braved the cold and rain to keep our flying skills through the winter, here is some advice before we spin that prop and lift off for our first flight of the sunny season.

Take time to really give your ship a thorough safety inspection. Check and double check all nuts and bolts to make sure they're tight. Inspect and tighten wheel collars on the landing gear. Don't overlook the mounting screws for your servos or servo trays and carefully check each clevis or snap-link to see that it's secured. It's a good idea to be sure your prop is balanced and that the nut on the propeller shaft is tight. Power fliers should also scrutinize the fuel system including tank, clunk and hoses. Lastly, be sure your AMA and Aeronaut cards are current and that you aren't flying on an expired FCC license. The time spent on these inspections in the hangar could save you frustrations and problems at the flying site.

And speaking of the flying site, don't neglect important safety rules on the ground and in the air. Keep your aircraft in front of the flight line and do not fly over people or cars. Know what other fliers present share your frequency and locate your flight box, your car and your body a safe distance from the flight line.

Editor's Note: Thank you, Steve, for your timely contribution to the Newsletter. I know there are a lot of members that have much to say. Write it down and send it to me for publication. This includes suggestions, criticism, and of course, compliments are always welcome!



This modeler is afflicted with arthritis and shares his simple grabber with us so others similarly inconvenienced can use it. The pull horn is 3/16-inch ply epoxied to a clothespin, and the main wire hook has a length of fuel tube for comfort. Dowel rod is .25 inches by 1/2 inch diameter. Bob Demitz, St. Louis, Missouri.

AMA RELOCATES ---EFFECTIVE FEBRUARY 14, 1983

The Officers and Management of the Academy of Model Aeronautics are proud to announce that the new National Center for Aeromodelling will open for normal business on February 14, 1983 effective 1:00 pm..

The Academy has been housed in rented quarters since 1936 when it was formed, until this coming Valentine's Day. Now the Academy has, for the first time in its 47-year history, its own building.

The address and telephone number are as follows:

THE ACADEMY OF MODEL AERONAUTICS
1810 SAMUEL MORSE DRIVE
RESTON, VA 22090
(703) 435-0750

All operations at the old premises located at 815 15th Street, Northwest, Washington, DC 20003 will cease effective 12:00 noon on February 11, 1983. Mail and packages that cannot be expected to arrive at the old address in time for the shutdown should be sent to the Reston address.


MODEL AVIATION magazine will also be housed in the new building. Their address will be the same as shown above with a separate telephone number as follows:

MODEL AVIATION (703) 435-0760

The new national office will house the Model Aviation Museum, a Library, a Visitor's Center, and all Academy offices.

The Academy wishes to thank all members and other interested persons who have made this move possible by generous contributions.

★
Herb Wong called last week to advertise his SweetStik as being for sale in the Newsletter. A couple of days later, I heard that Wendy and Steve Gust bought Herb's plane and have since done some "modifications" to it. According to Wendy, the name of this craft is now the "LipStik" because of the additional trim put on it. Curious to know when this craft will have its maiden flight of the season.
★



"AND DON'T FORGET TO TURN THE OVEN ON LOW ABOUT 3 PM.!"

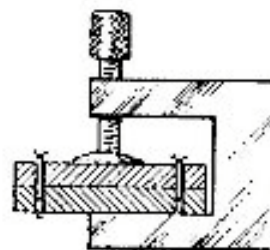
FUN FLY????

The Israelis used some nine foot model aircraft in their recent conflict with the PLO in Lebanon in a very effective method. They would launch the models, which confused the PLO and tricked them into turning on the radar of the Soviet built SAM-6 anti-aircraft missile sites.

As the SAM-6 batteries locked onto the decoys, the Israeli Fighters fired "Strike" missiles designed to "home" in on the enemy radar. The hunter missiles swept down on the radar beams and destroyed the SAM-6 Sites. With the skies safe the Israeli Air Force downed 81 MIG 21 and Mig 23 fighter/bombers as well as four helicopters.

Sounds like it was a little more exciting than an egg drop.

From the Central Oklahoma Radio Control Society "HOT DOGGER"



Before laminating plywood for firewalls, lightly clamp and drill two holes a shade smaller than the two nails. Glue the pieces together, tap in the nails to prevent the parts from skidding, then clamp firmly. Once the glue is set, remove the nails and fill the holes. Buy MrGucker, Fairport, New York.

FEBRUARY CLINIC

At February's meeting, we got a chance to hear the observations and opinions of some of the club members that are "relatively new" to the sport of R/C flying. A couple had previous experience with building before and others were very green to the art of building and assembling models from kits.

The panel consisted of Steve Gust, Charlie McAlister, Garry Greenhaw, Dick Milligan, Herb Wong and Walt Weischedel. Here is an overview of their comments.

Steve Gust

His first building experience with planes started with a Victory Stik kit by Orline. He felt that this was a poor quality kit (inferior balsa) and few instructions were provided. In the way the wing was constructed, it needed additional reinforcement.

Another kit he had used was the Andrews Big H-Ray. Steve felt this was a good kit with very good instructions for the first time beginner in the hobby.

Charlie McAlister

First kit was the RCM 40 Trainer by Bridi and that was a good kit. He's had previous building experience so he doesn't need step-by-step beginner instructions. Helped build an Eaglet kit by Goldberg. The tailfeathers and wing warp easily. Wing has poor leading edge, but kit instructions are very detailed for the beginner. Another kit, the GLA 40 by Great Planes Company had nice building plans and came with nylon motor mount and Duro landing gear.

Charlie said the nicest plane kit he's used so far is the Andrews X-Ray with full-size plans, pre-machined guides, box lock construction and good instructions. These are geared for the hobbyist that has had previous building experience, though.

Garry Greenhaw

Garry's first kit was the Falcon 56 by Goldberg. It contained good instructions with pictures. He likes the plane and says it is very forgiving with a beginner.

His next kit was the RCM 40 Trainer (Bridi) by Great Planes. It had full-size plans but you have to have previous building experience. The fuselage had to be reinforced in various spots with thin plywood because Garry kept "putting his thumb through the bottom".

Dick Milligan

His Basic Trainer kit came with very little instructions and has no tricycle gear, meaning it is a taildragger. Difficult for a beginner to take off and land under control. A good, study plane to fly, though.

Decided he would go with a quick-built plane and bought the Hobby Shack QB20H. Wing had no sheeting and very little leading edge making it very prone to warping and bending in mid air.



Continued on next page...

February Clinic (continued)

Herb Wong

His first kit was a SweetStik by Midwest. It had very little instructions for a beginner and the plane had rubber band wing. Herb likes wing bolts and has tried to modify other kits he's built. His next kit was by Johnny Kashburn of Texas. It had a foam wing and was made for .60 engine. Herb recommends that you stick with a name-brand kit.

Another kit he used was the RCM 40 by Bridi with modifications to the aluminum mount, added wing bolts and a blunt front end.

The next kit was a Kraft 4-Seasons 40 (an updated version of the RCM 40). This kit had great instructions for beginners, good wood and the plane flies very well.

Walt Weischedel

Has built a Kadet kit by SIG. It had an instruction book and pictures and good instructions. The fuselage was "wide" enough to easily install servos. He did a wing bolt modification.

He has made a couple of SwizzleStiks by Balsa USA. These kits are available by mail order only and are very cheap kits to build. They have good wood but few instructions. Can be hand launched, but hard to land--little control.

- Thank you to all our panelists for sharing their views with us. I enjoyed the clinic and comments from other members indicated that they did too. It's nice to know that you're not the only one struggling out there trying to build that kit. And it's also nice to get opinions that will save you the trouble of getting a kit that is of poor quality, hard to build or steps beyond our ability. Each of the panelists also brought plans, instruction booklets and planes to illustrate their observations. Also thanks to Wendy and Steve Gust for putting together this clinic.

THE EDITOR
NEEDS MORE
NEWS!
GOSSIP, TOO!!

THOUGHT FOR THE
DAY

Try using a little kindness, discretion and tact when telling someone they are doing something that violates a club rule at the flying site.



Don't be a knocker, Be a Club Booster member!

Eugene R/C Aeroclubs -
NOW . . . INTRODUCING!!

ED MCCOLLOUGH

DISTRICT XI AMA VICE-PRESIDENT

MARCH
22 MTG

FUN!

SLIDE
SHOW

Ed is our AMA District XI Vice President and will be driving down from Portland to visit our club at the March 22nd meeting. He will be bringing a slide presentation that we all can enjoy. This will also be a great opportunity to meet Ed and learn more about the AMA and our district.

This will be an evening full of fun and information. All members are encouraged to attend. Visitors are welcome.

SUPPORT OUR CLUB -- ATTEND THIS IMPORTANT MEETING!!

Be There!
Bring a friend!

1983 CLUB OFFICERS

President:	Steve Gust 2946 Norckenzie Rd., Eugene 97401	687-0416
Vice-President:	Scott Goodman 1255 Janus St., Springfield, 97477	746-2477
Secretary:	Sue Salle 441 E. 19th St., Eugene 97401	683-5382
Treasurer:	Charlie McAlister 747 N. 72nd, Springfield 97477	747-5136
Editor:	Samantha McAlister 747 N. 72nd, Springfield 97477	747-5136

The Eugene R/C Aeronauts
R/C Newsletter - Editor
764 N. 72nd Street
Springfield, OR 97477



Jim Corbett
1618 Gilham Rd.
Eugene, OR 97401

